

Scaled data based on original data using
LM-79-08 Approved Method: Electrical and Photometric Measurements of Solid-
State Lighting Products

Test Report Prepared for
Cooper Lighting Solutions
(formerly Eaton)

Brand: McGRAW-EDISON

Report Number: P386287

Luminaire Tested: **GWC-SA1D-830-U-T3**

Issue Date: 3/3/2020

Test Information

Test Method: LM-79-08
Report Number: P386287
TEST IS SCALED FROM IESNA LM-79-08 TEST DATA (G2-1903-205-14)
Test Lab: INNOVATION CENTER
Issue Date: 3/3/2020
Manufacturer: COOPER LIGHTING SOLUTIONS (FORMERLY EATON)
Product Line: MCGRAW-EDISON
Catalog Number: GWC-SA1D-830-U-T3
Description: GALLEON WALL LUMINAIRE
(1) 80 CRI, 3000K, 1200mA LIGHTSQUARE WITH 16 LEDS AND TYPE III OPTICS
Light Source: -
Ballast/Driver: ELECTRONIC DRIVER

Summary

Lumens per Lamp: N/A
Luminaire Lumens: 6586 lumens
Efficiency: N/A
Efficacy: 99.8 lumens/watt
Luminous Opening: Rectangular (W 0.5' x L: 0.5' x H: 0')
IES Classification: Type III - Short
BUG Rating: B1 - U0 - G2

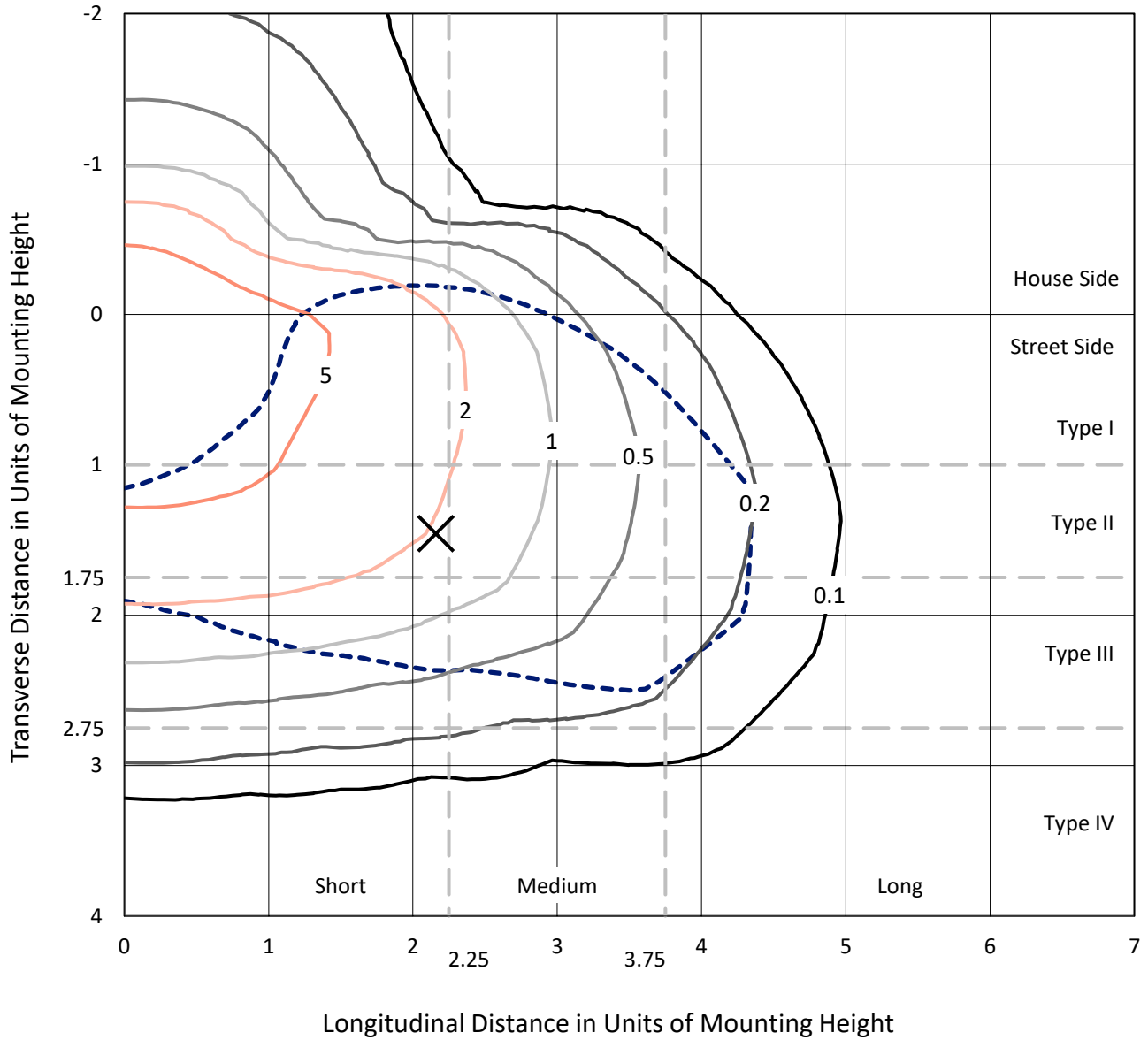
Input Watts (W): 66
Input Voltage (V): NR
Input Current (Ain): NR
Voltage Rise (V): NR
Power Factor: NR
Total Harmonic Distortion (THDi): NR
Frequency (hertz): 60
Stabilization Time: NR
Operation Time: NR
Ambient Temperature (°C): NR
Test Distance: 24 FT



REPORT NUMBER: P386287
 CATALOG NUMBER: GWC-SA1D-830-U-T3

Iso-Footcandle Lines of Horizontal Illumination

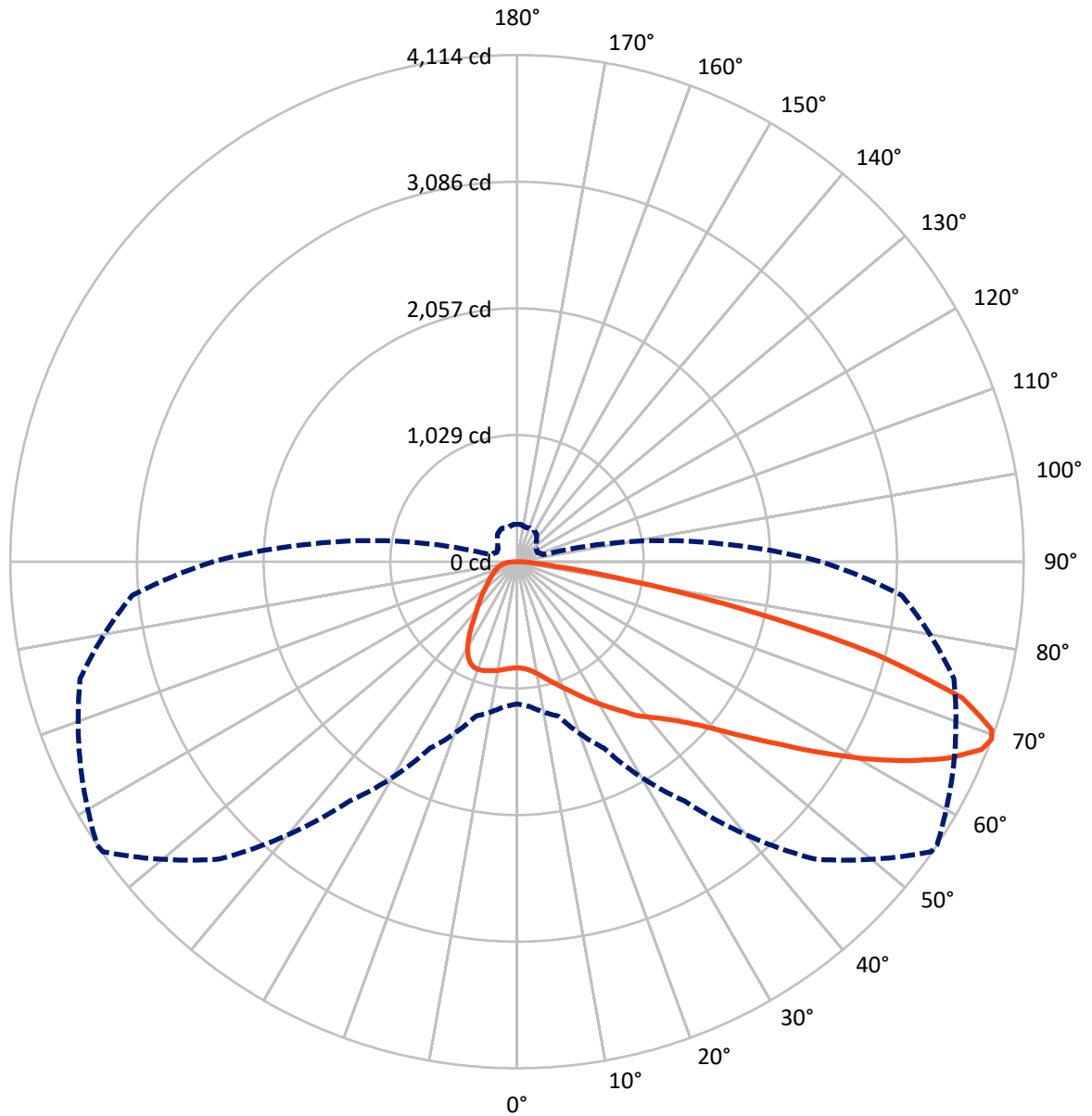
✕ Max cd
 - - - 1/2 Max cd



Based on 10 foot mounting height. Maximum calculated value = 9.4 fc
 Type III - Short - N/A

REPORT NUMBER: P386287
CATALOG NUMBER: GWC-SA1D-830-U-T3

Luminous Intensity Polar Plot



— Vertical Plane Through 56-Deg Lateral - - - Horizontal Cone Through 69-Deg Vertical

REPORT NUMBER: P386287

CATALOG NUMBER: GWC-SA1D-830-U-T3

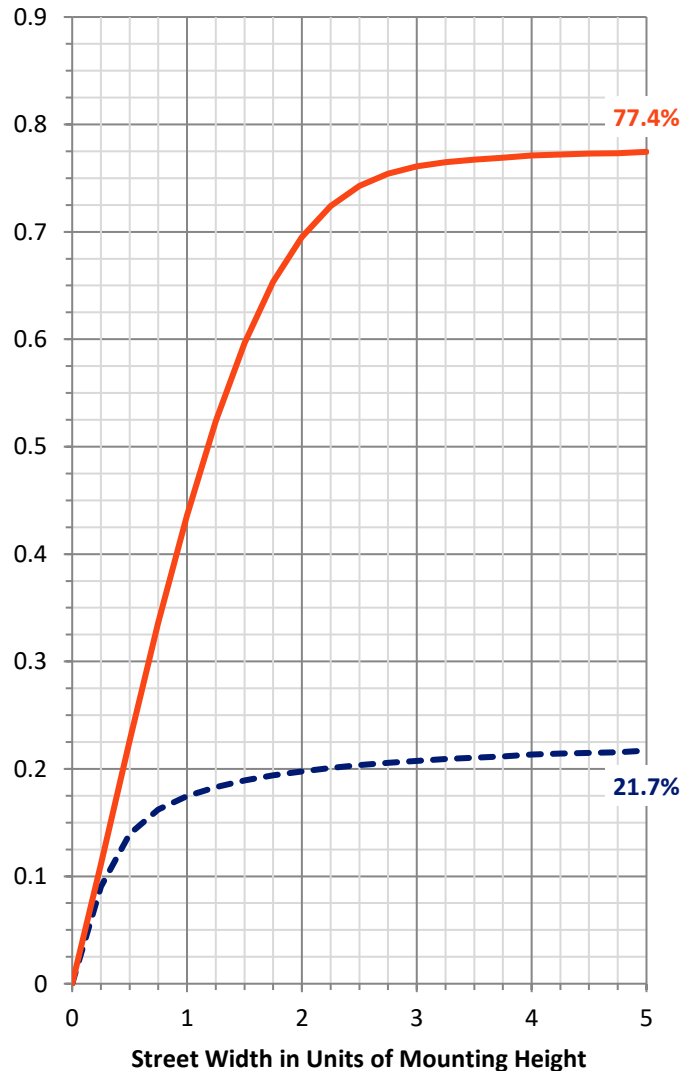
FLUX DISTRIBUTION:

		Downward	Upward	Total
House Side	Lumens	1466.7	0.0	1466.7
	% Fixture	22.3	0.0	22.3
Street Side	Lumens	5119.3	0.0	5119.3
	% Fixture	77.7	0.0	77.7
Total	Lumens	6586.0	0.0	6586.0
	% Fixture	100.0	0.0	100.0

Coefficient of Utilization

ZONAL LUMENS:

Zone	Lumens	% Fixture
0°-10°	84.6	1.3
10°-20°	271.9	4.1
20°-30°	474.7	7.2
30°-40°	681.9	10.4
40°-50°	943.7	14.3
50°-60°	1382.6	21.0
60°-70°	1685.7	25.6
70°-80°	931.9	14.2
80°-90°	129.1	2.0
90°-100°	0.0	0.0
100°-110°	0.0	0.0
110°-120°	0.0	0.0
120°-130°	0.0	0.0
130°-140°	0.0	0.0
140°-150°	0.0	0.0
150°-160°	0.0	0.0
160°-170°	0.0	0.0
170°-180°	0.0	0.0
0°-90°	6586.0	100.0
0°-180°	6586.0	100.0



REPORT NUMBER: P386287

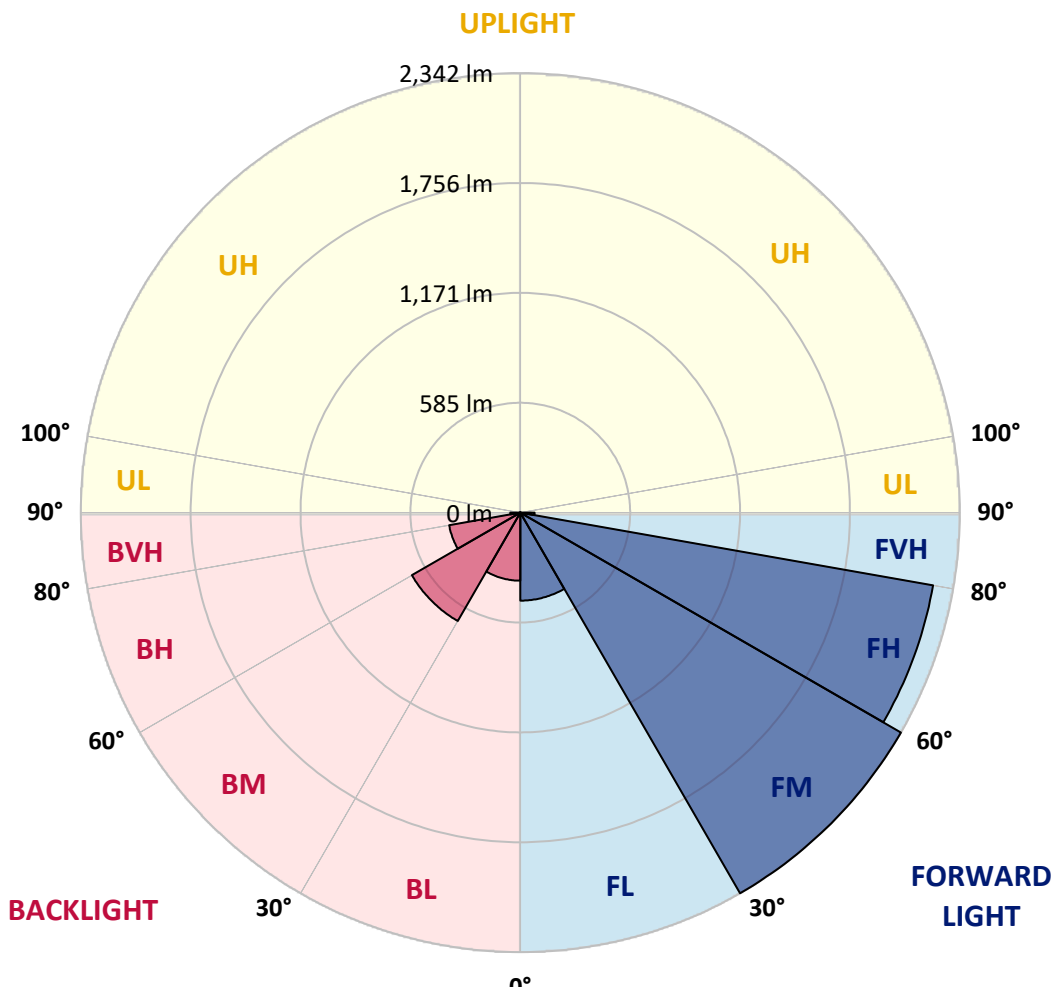
CATALOG NUMBER: GWC-SA1D-830-U-T3

LUMINAIRE CLASSIFICATION SYSTEM LUMEN TABLE AND BUG RATING:

Zone	Lumens	% Fixture	Zone Rating/Lumen Limit		
			B	U	G
FL (0°-30°)	468.7	7.1			
FM (30°-60°)	2341.6	35.6			
FH (60°-80°)	2233.0	33.9			G2/5000
FVH (80°-90°)	76.0	1.2			G1/100
BL (0°-30°)	362.5	5.5	B1/500		
BM (30°-60°)	666.6	10.1	B1/1000		
BH (60°-80°)	384.6	5.8	B1/500		G1/500
BVH (80°-90°)	53.0	0.8			G1/100
UL (90°-100°)	0.0	0.0		U0/0	
UH (100°-180°)	0.0	0.0		U0/0	

BUG Rating: B1-U0-G2

Type III Short





REPORT NUMBER: P386287
 CATALOG NUMBER: GWC-SA1D-830-U-T3

CANDELA DISTRIBUTION (FULL):

	0°	5°	15°	25°	35°	45°	55°	56°	65°	75°	85°
0°	861.0	861.0	861.0	861.0	861.0	861.0	861.0	861.0	861.0	861.0	861.0
2.5°	866.5	867.4	866.7	868.5	866.5	867.8	866.7	866.7	866.0	864.0	861.7
5°	880.1	881.9	880.8	882.6	880.1	880.5	878.5	878.5	876.4	872.1	867.6
7.5°	901.4	903.4	902.5	904.4	901.0	901.0	898.2	898.0	893.9	886.9	881.7
10°	926.8	929.5	928.6	931.4	928.6	929.5	926.8	926.8	921.4	911.4	904.8
12.5°	963.8	967.2	964.7	964.5	963.3	965.2	962.9	962.9	957.4	943.8	934.8
15°	1013.3	1016.9	1011.7	1011.2	1004.9	1004.2	1004.2	1003.5	1000.3	984.0	969.0
17.5°	1070.2	1071.3	1066.8	1059.5	1051.4	1046.2	1045.5	1047.3	1047.3	1028.2	1004.4
20°	1126.0	1128.1	1124.4	1116.3	1105.8	1098.1	1092.7	1096.3	1096.1	1073.4	1039.6
22.5°	1186.8	1191.6	1186.1	1175.7	1163.5	1154.8	1145.3	1148.5	1148.7	1120.8	1074.1
25°	1265.6	1261.2	1257.8	1243.1	1225.6	1216.8	1207.9	1211.1	1210.2	1171.8	1109.7
27.5°	1335.2	1336.1	1331.6	1315.9	1295.7	1276.2	1275.8	1277.8	1274.4	1224.9	1143.3
30°	1416.2	1416.7	1410.3	1396.2	1374.2	1349.0	1343.1	1346.5	1339.3	1275.3	1178.7
32.5°	1496.7	1499.0	1492.0	1475.0	1457.3	1426.6	1414.8	1417.1	1399.0	1326.8	1215.2
35°	1567.3	1570.5	1568.2	1556.9	1537.6	1511.3	1497.2	1495.8	1473.4	1389.9	1263.5
37.5°	1639.2	1642.2	1639.7	1630.2	1622.4	1594.5	1587.0	1587.0	1548.0	1454.3	1325.0
40°	1713.2	1717.7	1714.8	1701.6	1695.0	1682.3	1664.4	1660.1	1617.9	1531.7	1425.3
42.5°	1781.9	1787.8	1799.6	1791.9	1778.5	1780.3	1744.3	1742.0	1711.2	1646.0	1551.2
45°	1879.5	1888.1	1908.1	1902.2	1899.5	1889.5	1846.6	1844.6	1832.8	1799.9	1707.5
47.5°	1985.9	1997.7	2033.8	2034.9	2064.2	2045.3	1987.0	1980.0	1982.7	1984.1	1898.3
50°	2083.9	2096.9	2156.1	2184.0	2252.9	2257.0	2163.8	2157.4	2168.1	2199.4	2120.7
52.5°	2162.2	2178.5	2252.5	2338.7	2456.9	2490.5	2381.4	2376.6	2384.5	2438.5	2372.1
55°	2219.6	2237.3	2317.8	2474.8	2663.6	2722.8	2631.8	2627.3	2632.3	2701.0	2645.5
57.5°	2233.0	2237.3	2354.1	2566.5	2838.1	2980.3	2938.4	2929.3	2904.8	2964.7	2947.2
60°	2170.1	2187.4	2324.2	2598.7	2973.1	3234.2	3258.7	3247.4	3178.6	3227.6	3213.6
62.5°	2042.6	2073.5	2212.3	2549.7	3025.9	3441.6	3573.0	3559.3	3440.9	3472.7	3405.1
65°	1834.3	1847.5	1993.4	2380.7	2958.8	3574.3	3853.2	3846.3	3697.3	3647.6	3440.5
67.5°	1461.8	1486.5	1610.4	2027.4	2684.0	3558.7	4069.8	4069.1	3864.7	3712.5	3315.0
69°	1154.8	1180.5	1298.5	1670.1	2375.0	3415.5	4106.1	4114.1	3911.9	3673.0	3135.7
70°	920.7	950.4	1031.4	1406.7	2100.7	3226.7	4076.0	4090.2	3902.8	3607.9	2970.4
72.5°	391.8	415.9	473.5	725.1	1280.3	2409.5	3726.8	3780.8	3692.5	3302.1	2454.9
75°	171.1	178.6	204.6	295.6	568.3	1311.4	2919.5	3019.4	3157.3	2791.1	1828.7
77.5°	125.2	128.4	142.7	173.6	255.0	495.3	1877.5	1935.5	2277.0	2031.1	1121.7
80°	96.9	99.1	110.3	127.5	166.5	200.3	856.3	906.2	1280.3	1043.2	467.2
82.5°	77.1	78.7	86.4	93.9	115.0	121.4	284.3	315.4	472.6	288.1	123.7
85°	71.7	73.5	76.2	68.5	73.7	71.2	123.0	128.6	142.7	113.2	51.7
87.5°	32.4	38.3	75.6	53.3	39.3	31.3	50.4	52.6	59.2	59.4	22.9
90°	0.0	0.0	0.0	0.0	0.0	0.0	0.0	0.0	0.0	0.0	0.0



REPORT NUMBER: P386287
 CATALOG NUMBER: GWC-SA1D-830-U-T3

CANDELA DISTRIBUTION (continued):

	90°	95°	105°	115°	125°	135°	145°	155°	165°	175°	180°
0°	861.0	861.0	861.0	861.0	861.0	861.0	861.0	861.0	861.0	861.0	861.0
2.5°	863.1	862.4	863.5	860.8	864.2	864.0	862.8	863.3	865.6	865.3	865.6
5°	868.3	867.8	869.2	867.1	871.2	872.6	872.8	874.9	877.4	878.0	878.0
7.5°	881.4	881.4	882.1	879.4	882.1	881.9	880.8	882.8	885.3	885.5	885.3
10°	904.1	904.4	903.2	896.2	893.9	887.8	882.1	882.3	885.5	888.0	888.7
12.5°	932.7	931.8	926.8	913.9	904.4	891.9	886.0	885.8	888.9	891.0	891.6
15°	965.4	962.9	950.0	928.9	912.1	899.8	890.3	888.0	886.2	883.9	884.2
17.5°	996.2	990.6	969.0	939.7	922.1	905.7	887.3	872.6	862.4	856.5	854.7
20°	1027.6	1016.4	985.4	950.0	927.5	897.8	862.4	832.4	813.8	805.2	803.6
22.5°	1056.1	1038.2	1000.6	960.6	923.2	871.0	815.4	771.9	746.0	734.4	735.3
25°	1084.0	1059.1	1016.4	968.1	901.4	823.8	750.1	696.5	666.6	653.6	653.2
27.5°	1108.5	1080.2	1033.7	962.0	860.8	756.7	672.7	620.5	595.6	584.5	582.6
30°	1136.7	1106.7	1056.6	938.6	801.4	679.1	597.2	560.4	542.7	531.6	529.5
32.5°	1170.9	1142.8	1075.4	896.2	725.3	598.1	538.2	512.5	496.4	483.9	481.7
35°	1220.9	1190.5	1080.2	835.4	641.9	534.1	494.8	468.5	446.7	430.6	429.0
37.5°	1283.5	1250.1	1069.3	756.7	560.9	492.6	458.8	426.3	398.0	375.3	371.6
40°	1373.8	1323.4	1039.1	665.9	501.2	460.6	423.6	386.6	351.4	324.9	319.7
42.5°	1482.2	1409.4	992.8	575.6	457.4	428.1	388.7	342.8	309.2	290.4	287.7
45°	1620.2	1498.8	928.6	496.6	414.3	395.7	351.0	308.8	287.9	274.1	271.8
47.5°	1777.6	1599.1	861.2	432.4	377.8	365.3	320.8	293.6	277.0	266.1	264.1
50°	1971.2	1712.3	789.8	379.8	341.0	328.8	306.5	285.2	272.0	263.6	261.6
52.5°	2189.4	1840.0	738.3	338.3	310.6	301.8	299.0	280.7	270.0	263.6	261.6
55°	2424.5	1970.0	682.7	303.3	284.3	286.8	294.0	281.1	273.8	266.1	263.2
57.5°	2659.7	2104.3	620.8	273.8	263.4	275.7	290.6	282.0	275.9	268.4	265.7
60°	2845.8	2189.4	524.8	249.1	246.8	263.4	282.5	275.2	267.3	267.5	267.0
62.5°	2932.7	2184.9	418.8	227.1	230.3	246.8	269.3	264.5	258.0	266.8	267.5
65°	2883.9	2076.0	326.0	207.1	212.6	229.6	255.7	259.3	261.6	278.6	280.9
67.5°	2679.3	1864.1	252.5	189.7	196.5	217.8	257.1	282.5	285.4	303.3	303.1
69°	2467.6	1665.3	219.4	180.6	188.5	220.8	274.8	297.2	286.1	305.2	302.4
70°	2290.2	1508.1	201.7	174.5	184.9	226.0	286.6	297.0	282.7	299.0	294.5
72.5°	1763.8	1085.0	171.1	163.1	172.7	216.2	290.0	290.4	274.8	277.9	270.2
75°	1209.7	685.6	149.3	147.7	154.1	194.9	279.1	277.5	254.1	249.6	243.2
77.5°	667.0	348.3	126.8	133.0	137.3	172.7	253.7	251.4	232.1	222.6	220.3
80°	257.3	152.5	107.1	118.2	120.9	149.5	222.3	220.3	204.2	191.9	188.5
82.5°	97.1	79.9	88.5	102.3	101.4	123.4	188.3	187.2	171.5	153.6	148.2
85°	44.9	47.9	70.1	84.4	77.8	91.4	150.7	152.7	133.6	112.3	112.3
87.5°	19.1	26.8	49.7	63.8	52.4	61.7	110.5	105.5	96.9	67.2	63.1
90°	0.0	0.0	0.0	0.0	0.0	0.0	0.0	0.0	0.0	0.0	0.0

Signify Classified - Internal
Cooper Lighting Solutions Photometric Lab
1121 Highway 74 South
Peachtree City, GA 30269

Scaled Data Report



Report Generated By 670245982

Signify Classified - Internal
Cooper Lighting Solutions Photometric Lab
1121 Highway 74 South
Peachtree City, GA 30269

Scaled Data Report



Signify Classified - Internal
Cooper Lighting Solutions Photometric Lab
1121 Highway 74 South
Peachtree City, GA 30269

Scaled Data Report



Signify Classified - Internal
Cooper Lighting Solutions Photometric Lab
1121 Highway 74 South
Peachtree City, GA 30269

Scaled Data Report



Signify Classified - Internal
Cooper Lighting Solutions Photometric Lab
1121 Highway 74 South
Peachtree City, GA 30269

Scaled Data Report



--- HS — SS

Signify Classified - Internal
Cooper Lighting Solutions Photometric Lab
1121 Highway 74 South
Peachtree City, GA 30269

Scaled Data Report



u

Signify Classified - Internal
Cooper Lighting Solutions Photometric Lab
1121 Highway 74 South
Peachtree City, GA 30269

Scaled Data Report



Signify Classified - Internal
Cooper Lighting Solutions Photometric Lab
1121 Highway 74 South
Peachtree City, GA 30269

Scaled Data Report



(END OF REPORT)